



Precision Plumbing Products

"Specify with Confidence - Install with Pride"

LOW LEAD

**P-1 & P-2 SERIES
TRAP PRIMER VALVE**

www.pppinc.net

**"... Automatically maintains
a constant water seal in floor
drain traps."**

The P-1 & P-2 Series of Trap Primer Valve is a precision device designed to deliver potable water to seldom used floor drains.

A pressure drop of 10 P.S.I.G. (70 Kpa) is required to activate the priming valve.

The Trap Primer must be installed on cold fresh water lines of 1 1/2" diameter or less.

The valves operating range is 20 to 80 PSIG (138 to 552 kpa).

SPECIFICATIONS:

Adjustable to line pressure.

Model P1-500 and P1-500LL will prime 1 - 4 floor drains using the P.P.P. Patented distribution system.

Model P2-500 and P2-500LL will prime 1 - 2 floor drains using the P.P.P. Patented distribution system.

The priming valve must have a minimum elevation of 12 inches (305mm) above the finished floor.

Must be installed on a cold water line serving a frequently used fixture such as urinal or a water closet.

PROJECT SUBMITTAL

Project: _____

Contractor: _____

Engineer: _____

Date Submitted: _____

Prepared By: _____

Model P-1

Model P-2



FLOOR DRAIN TRAP PRIMER VALVE

**MODELS: P1-500 & P2-500 and
MODELS: P1-500LL & P2-500LL**

Machined from C69300 ECO corrosion resistant brass. Piston operated, contains no springs or diaphragms. Easily adjusted to high or low pressures. Install anywhere on the line - at least 12" above the traps to insure proper flow.

Inlet opening is 1/2" NPT (M) (12mm BSP).
Outlet opening is 1/2"NPT (F) (12mm BSP).

TRAP PRIMER DISTRIBUTION UNITS

Distribution Units DU-4 & DU-U:

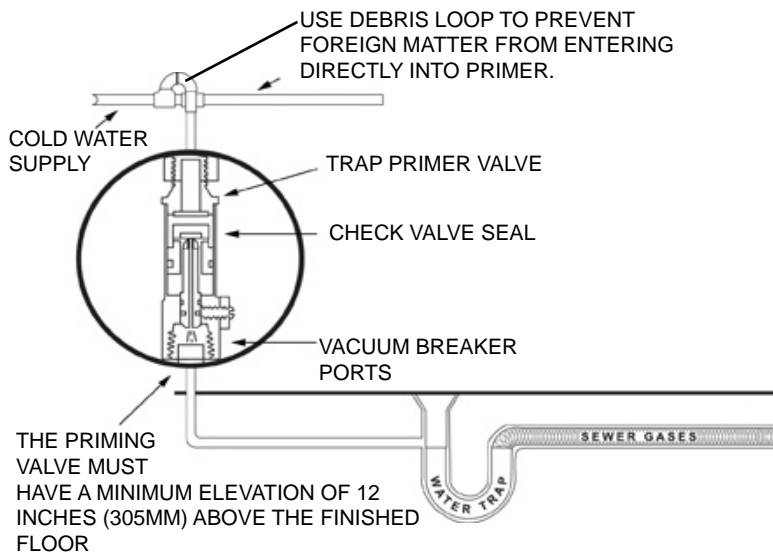

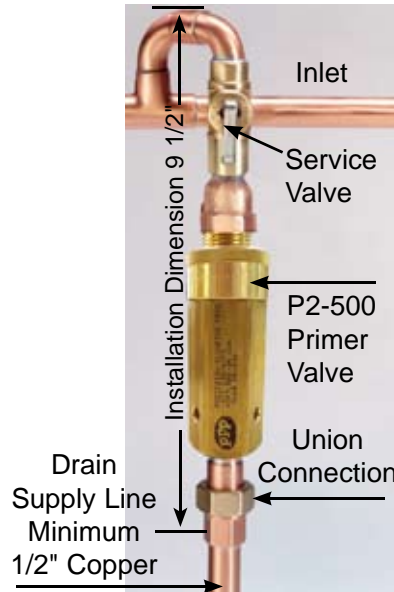
A metered amount of fresh cold water from the floor drain trap primer is distributed to as many as four (4) individual floor drain traps by means of the patented distribution unit.

FLOOR DRAIN TRAP PRIMER DISTRIBUTION CHART		
Primer Model	# of Drains	Distribution Units
P2-500 & P2-500LL	1	N/A
P2-500 & P2-500LL	2	DU-4/DU-U
P1-500 & P1-500LL	3	DU-4/DU-U
P1-500 & P1-500LL	4	DU-4/DU-U

NOTE: Consult plumbing inspector prior to installing distribution units.

DISTRIBUTION UNIT INSTALLATION:

- Must be installed level.
- Must be installed with clear plastic cover.
- Must be installed with access for periodic inspection.
- Do not subject Trap Primer Valve to rough in pressure test.
- For further detail see information sheet specific for the distribution units.



Precision Plumbing Products
Division of JL Industries, Inc.

PATENT NO. 5,263,508



Airport Business Center
6807 NE 79th Court, Suite E
Portland, Oregon 97218

T (503) 256-4010
F (503) 253-8165

www.pppinc.net

